

Kia ora
tamariki!



ŌTAUTAHI GO WILD!

Follow the map and
look for wildlife in
unexpected places...



TŪRANGA | CHRISTCHURCH ART GALLERY TE PUNA O WAIWHETŪ
CANTERBURY MUSEUM | CHRISTCHURCH BOTANIC GARDENS

Aotearoa New Zealand is a great place to explore wildlife. And you don't have to go far to see it!

Follow the map to explore four of the city's favourite places. You may need more than one day. Complete the activities, get a stamp and finish the picture on the back page.

Kia tūperere! Go wild!



OPEN 7 DAYS, 9am – 5.30pm
canterburymuseum.com
 (+64 3) 366 5000
 Rolleston Avenue, Christchurch Central

CHRISTCHURCH ART GALLERY TE PUNA O WAIWHETŪ

OPEN 7 DAYS, 10am – 5pm, Wednesdays until 9pm
christchurchartgallery.org.nz
 (+64 3) 941 7300
 Corner Worcester Boulevard and Montreal Street,
 Christchurch Central




Christchurch Botanic Gardens Te Māra Huaota o Waipapa

OPEN 7 DAYS, activity available 9am – 5pm
ccc.govt.nz/christchurch-botanic-garden
 (+64 3) 941 7590
 Rolleston Avenue, Christchurch Central



Tūranga
 OPEN 7 DAYS, Monday to Friday 9am – 8pm
 (Ground Level from 8am),
 Saturday and Sunday 10am – 5pm
christchurchcitylibraries.com
 (+64 3) 941 7923
 60 Cathedral Square, Christchurch Central



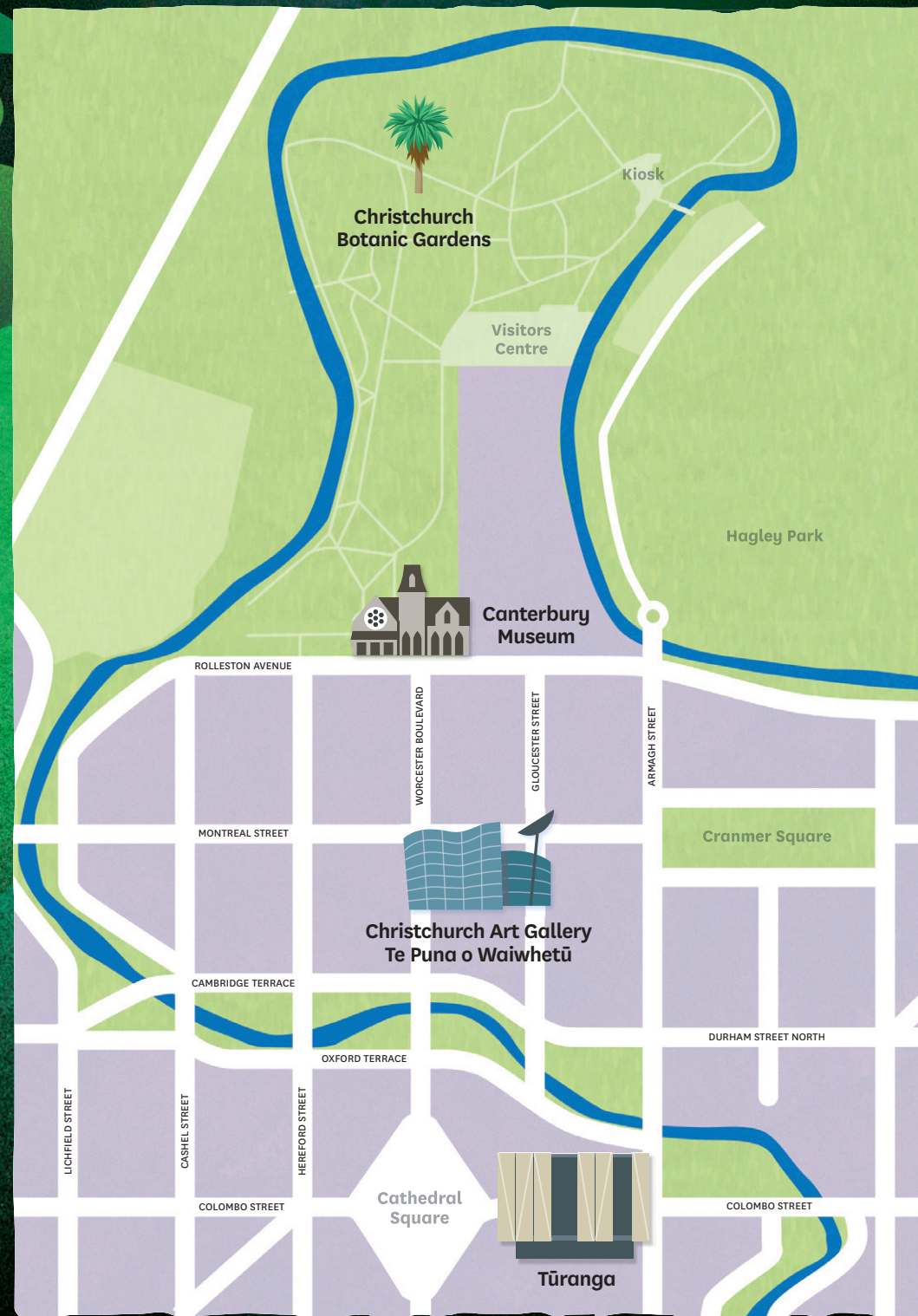
These pages are full of wildlife! Huge thanks to Gavin Bishop for letting us reproduce drawings from his amazing book *Wildlife of Aotearoa*.

Wildlife of Aotearoa by Gavin Bishop (Puffin, 2019). Copyright © Gavin Bishop 2019, reproduced by permission of the artist and Penguin Random House NZ.

The Walking Festival

17 April – 2 May 2021
ccc.govt.nz/walkingfestival

Artworks on pages 6 and 7, from top left: Michael Parekowhai *Chapman's Homer* (detail) 2011. Bronze, stainless steel. Purchased 2013 with the assistance of Christchurch City Council through the Public Art Advisory Group, Christchurch Art Gallery Foundation and Westpac, IAG, Ben and Penny Gough, Chartwell Trust, Ravenscar Trust, Friends of Christchurch Art Gallery, Grant and Sandra Close, Dame Jenny Gibbs, Kevin and Joanna Hickman, Stewart and Nati Kaa, Tony Kerridge, McFadden family, Andrew and Jenny Smith, Chapman Tripp, Colliers, Meadow Mushrooms, MWH Ltd, Pace Project Management, The Press; and with additional thanks for contributions from 1,074 other big-hearted individuals and companies. Kely Taraoa *Whakatakinga te Waiwhetū* (detail) 2020. Acrylic paint on wall. Commissioned by Christchurch Art Gallery Te Puna o Waiwhetū. Steve Carr *In Bloom* 2020. Bronze, living plants. Courtesy of the artist and Michael Lett, Auckland. Made with the support of Creative New Zealand. Planting design by Di Lucas ONZM. Connie Samaras *Untitled (Ross Ice Shelf, Antarctica)* (detail) 2005. Single-channel video, colour, sound. Purchased 2014. Olivia Spencer Bower *Harbour, Akaroa 1934*. Watercolour and pencil. Purchased 1986. Bill Sutton *Untitled [Te Onepoto/Taylor's Mistake]* 1957. Oil on canvas. William A. Sutton bequest, 2000. Louise Henderson *Governors Bay 1938*. Oil on canvas board. Dame Louise Henderson Collection, presented by the McKegg Family, 1999. Margaret Stoddart *Diamond Harbour 1909*. Watercolour. Christchurch Art Gallery Trust Collection. All collection of Christchurch Art Gallery Te Puna o Waiwhetū, unless otherwise stated.





Tūranga

WILD ŌTAUTAHI

Go to level 2 and find the exhibition *Wild Ōtautahi*. Artist Gavin Bishop has filled it with amazing creatures you can find in Ōtautahi Christchurch.

Which is your favourite?

.....

Write four words to describe it:

.....
.....
.....
.....

Ask a librarian to help you find a book about it. Write down one cool fact.



Cool fact!



Find the creepy crawlies

This garden on level 4 is full of plants from Horomaka / Banks Peninsula. It's crawling with critters!

How many bugs can you find?

Did you know?
There are about 20,000 different types of insects in Aotearoa!



Create a creature! Find the craft table on level 1, and make your own creature using the stencil body parts.



Blank white space for creating a creature.


What will you call it?

Tino pai! Very good! Get a stamp before you go and add it to the back page.

Let's go on a wildlife hunt!

The Gallery is a *habitat* for wildlife!
Titiro! Can you find...

A **habitat** is the home area of an animal or a plant.




I'm outside, standing on a piano!
I am a



I'm at the top of the stairs.
Look close. Can you see me?
I am a



None of these plants are native to Aotearoa.
What are the tyres made of?
.....



I'm hiding underwater in *Te Wheke*. Wait for me...
I am a



What other animals can you find?.....

Let's go find a beach

Go upstairs to *Te Wheke* and find a room full of pictures of the sea. These paintings are of beaches around Horomaka / Banks Peninsula.

Find the paintings, and write down where they were painted.

He tīwhiri (a clue)
Look at the label on the wall next to each painting.



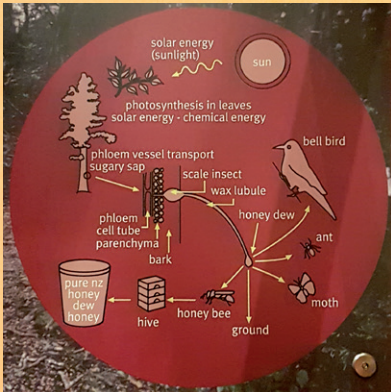
Be an artist! What creatures live in te moana? Draw them in their *habitat*.

Ka pai! Good work! Get a stamp before you go and add it to the back page.

Sweet treats in the ngahere (bush)

Go upstairs to *Living Canterbury – Kā Whare Waitaha*. Kimihia (find) the area where the giant mū (insects) hang from the ceiling.

Look for this honeydew story on the wall.



Did you know?
Honeydew is the sweet and sticky liquid poo of insects living in the bark of beech trees!



Name a manu (bird) that eats honeydew.
.....

Bees love to gather honeydew from trees and make it into honey that we can eat. It's delicious!
Which other mū (insects) also love to eat honeydew?
.....

Help the birds migrate

Titiro (look) for the section called *Spectacular Journeys*. Ngā manu (birds) migrate when the weather gets cold. It's hard work flying a long way. Wetlands near the mouths of rivers are a good place to rest.

Winter gets cold in Te Waipounamu!
Help the manu migrate to Te Ika-a-Māui.


Migration is when an animal moves from one region to another every year.




Kimihia (find) these creatures

Using Gavin Bishop's illustrations as a guide, find some of these creatures in *Living Canterbury – Kā Whare Waitaha*.

The clues might help!



ngutu parore (wrybill)
My beak bends sideways to help me find food under rocks on the braided river.



wētā
I love to live in dark places in the ngahere. I come out at night.



tuna (eel)
I'm slimy and slippery! You'll find me where the wai (water) is clean and pure.



kawau (shag)
I nest around the cliffs of Horomaka / Banks Peninsula. I can be tricky to spot!

Extra clue
Titiro (look) in the bird hall too!

Ka rawe! Nice one!
Get a stamp before you go and add it to the back page.

Count the manu (birds)

Find a spot to watch the manu on the kiosk lake. Birds like ducks and shags find their lunch here.

What's the most common bird? Let's count them. Tick a box below when you see these birds. Start at 1 and work up.



15				
14				
13				
12				
11				
10				
9				
8				
7				
6				
5				
4				
3				
2				
1				



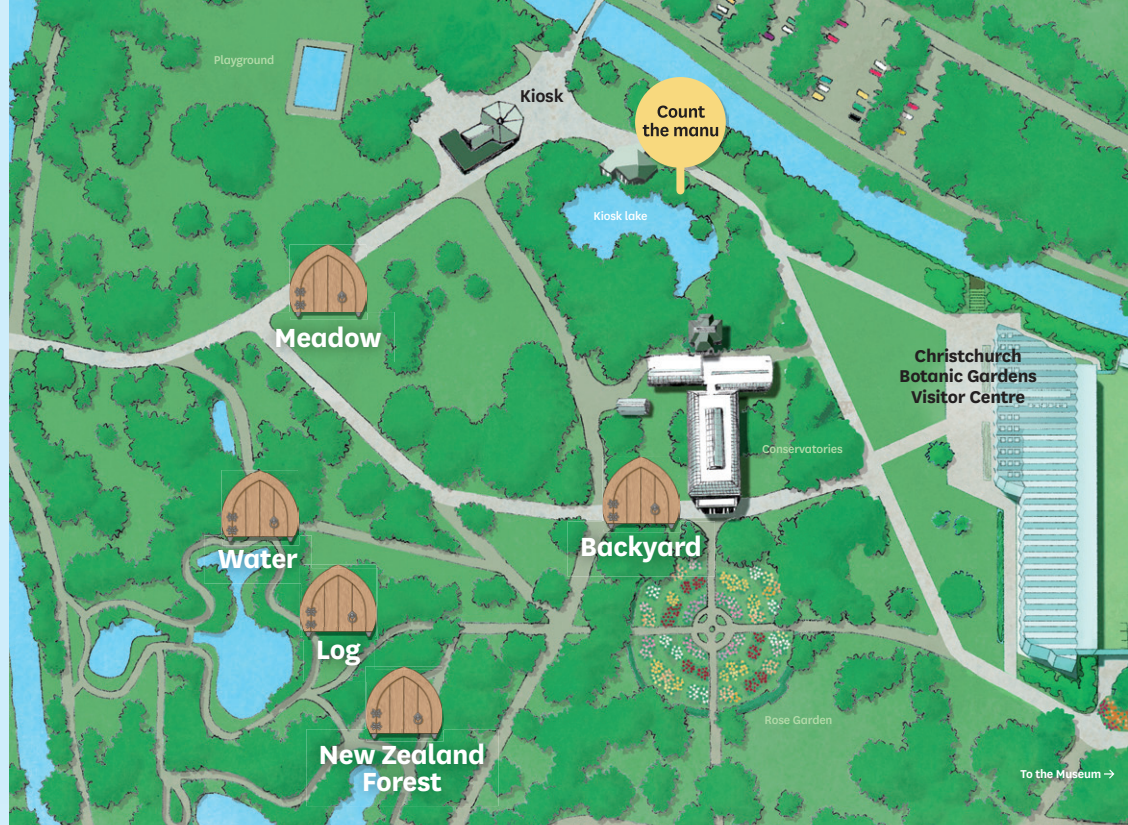
pāpango (scaup)

rakiraki (mallard)

pūtangitangi (paradise shelduck)

kawaupaka (little shag)

What is the most common water bird here?



Follow the map to find the little doors

In Aotearoa, wildlife lives in lots of different habitats.

Open the doors and write down where each of these creatures likes to live.



kererū




kahuku (monarch butterfly)

.....

.....



tiu (sparrow)



toitoi (bully)



tunga rere (huhu beetle)

.....


.....

.....

Ka pai! Get a stamp from the Kiosk or Visitors Centre and add it to the back page.

What's missing in this picture? The wildlife!

Choose where you want your stamps to go, and complete your picture.



There are lots of ways you can discover and protect nature in Ōtautahi. Find out here or visit ccc.govt.nz/call-to-action

Ka kite āno! Come and see us again soon.